

Plain Bob Doubles


Passing the treble

Knowing what to do next by when you pass the treble is a one good way of learning a method. Learning this will ultimately help you work out what to do after a bob has been called.

There are four bits of work. In order they are:

- dodge 3-4 down
- long 5ths
- dodge 3-4 up
- 2nds

Always note where you meet the treble as you come away from the lead.



If the treble is the fourth bell you meet after the lead (i.e. you meet the treble in 5ths place), then you are going to have to **dodge 3-4 down**.

Say to yourself...


“See the treble in 5ths, pass another bell in 5ths, dodge with the next bell”

“Over – under – over”

“Treble takes you off the dodge”

“One bell to lead”

“Lead”



If the treble is the third bell you meet after the lead (i.e. you meet the treble in 4ths place), then you are going to do **long 5ths**.

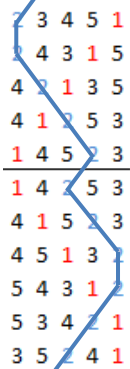
“See the treble in 4ths place

“5ths, 5ths, 5ths, 5ths”

“Treble takes you off the back”

“Two bells to lead”

“Lead”



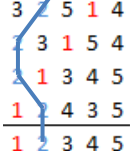
If the treble is the second bell you meet after the lead (i.e. you meet the treble in 3rds place), then you have to **dodge 3-4 up**.

“See the treble in 3rds place, dodge with the next bell”

“Over – under – over”

“One more bell then treble in 5ths”

“Three bells to lead”



If the treble is the first bell you meet after lead then you have to **make 2nds**

“two blows over the treble and lead again”

Things to notice:

- the bell that you take off lead is always the same (unless you're making 2nds)
- the bell that takes you off lead is always the same (unless you're making 2nds)
- you don't dodge with either of these bells
- when you're making long 5ths you see these two bells two times in a row after seeing the treble

Starting on different bells

When starting on different bells, you should have an idea of which way you need to be hunting (odd bells out, even bells in) and what will be the first thing you do.

If you know what to do next by when you pass the treble, you don't have to worry about the circle of work because you will find out what you're going to do next when you see the treble after leading.

The table below tells you which bit of work you need to do after the conductor says "Go"

Bell	direction of hunting	first bit of work
2	in (to lead)	3-4 down
3	out	make 2nds
4	in	long 5ths
5	out	3-4 up